




Letter L

- color the letter L
- Glue the mane on the page
- glue the head on top of the mane
- glue black strips of yarn down for the whiskers OR draw them on with crayon
- Match the upper case letters with the lower case letters
- they could also glue yellow yarn down for a tail if they need more to do




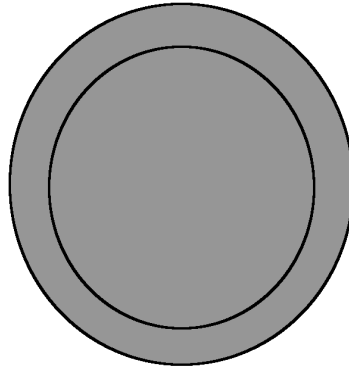
L is for Lion 





Matching upper case to lower case letters
B D A E K F C H L G J I
a b c d e f g h i j k l

Letter M

- Color M
- Glue pink circles into gray circles and glue them to M for ears
- glue googly eyes to M
- t draw or glue a pink -triangle for a nose
- Glue black yarn down for whiskers
- Glue yarn down for a tail
- Practice writing M's and m's



M is for Mouse 



M - - - -
m - - - -

Letter N

- Color the Letter N
- Glue the pictures onto the right spot
- practice printing their name



N is for Name 



 Nest  Night  Net  Number

