



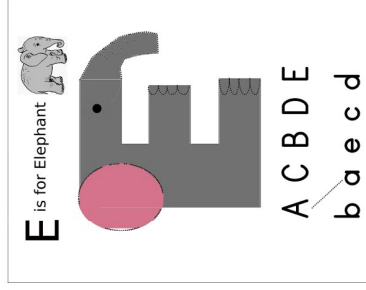
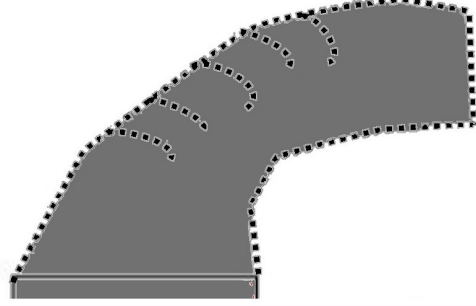

Letter D

1. Color the spots on the dog
2. Trace the mouth and eye and nose
3. Color the picture
4. Glue the pictures of the dinosaur, duck, deer in the right place



Letter E

1. Trace the lines of the toe nails, ear, trunk and face
2. Glue an oval on the ear and place the trunk
3. Color
4. Match the upper case letters to the lower case letters



Letter F

1. Use stamp pad to put fingerprints on page. Put on as many fingerprints on page as the number of people in your family. You could also include grandparents and others if you like (If you don't have a stamp pad, try coloring their fingerprint with a washable marker and stamping right away)
2. Draw a face on each fingerprint representing each family member
3. Color the upper case letters blue and the lower case letters red

